

POST SECONDARY PLANNING

Class of 2019
**Your Journey.....Are You
Ready?**

April 2018

Where you are now, and where you are headed:

- Go back into Family Connection and look at your Personality Inventory and Career Interest Profiler results. What do they tell you?
- Use the Career and/or College match tools to find your college, college major, or career



Options For Your Future:

- **College** (2 year/4 year)
- **Military** (enlistment, ROTC, Military Academies)
- **Apprenticeships** (earn money, experience and certification while working. More information at www.doli.Virginia.gov)
- **Gap Year Programs** (delay entry into college often for volunteer opportunities such as Peace Corp, AmeriCorps)
- **Technical Schools** (hands-on, direct instruction in a chosen field)
- **Workforce** (employment, internships, work study)

Application Do's & Don'ts

- **Do read directions.**
- **Do pay attention to deadlines.**
 - A college usually won't accept a late application.
 - Pay attention to scholarship or program deadlines too
- **Do pay attention to grammar and spelling.**
 - Ask a parent or teacher to proof your application.
 - Spell check is not your friend: It will betray you
- **Do get organized.**
 - Make a calendar or spreadsheet of all your deadlines
- **Do get presentable online.**
 - Set up an adult-friendly e-mail account that you can check from anywhere.
 - Clean up your social networking pages.




Application Do's & Don'ts



- **Don't forget pieces of your application.**
 - Be sure to finish all the steps, such as arranging for teacher recommendations, sending test scores, and completing supplements and financial aid documents
- **Don't assume you can't afford a given school.**
 - Many of the most expensive schools out there also have the most financial aid to offer
- **Don't apply to every school in the book.**
 - With college applications, more is not automatically better.
- **Don't make things up.**
- **Don't let Mom or Dad fill out your application.**
 - Admission officers are skilled at detecting a parent's hand in an application.

Social Media and Ethics

- Avoid the temptation to copy, plagiarize or cheat
- Be truthful on ALL college, scholarship and job applications, including your resume and questions about discipline infractions
- **BE CAREFUL** about what you post on social media!



Letters of Recommendation

- Counselors need 3 things to write a letter of recommendation:
 - Senior Input Questionnaire
 - Parent/Guardian Input Questionnaire
 - Resume

These documents can be found on Family Connection under “Document Library”

- **[ALL documents due to your counselor on SEPTEMBER 14, 2018](#)**

The screenshot shows the Family Connection website interface. At the top, there is a navigation bar with the following items: home, courses, colleges, careers, about me, and my planner. Below the navigation bar, there is a 'my colleges' section with a link to 'colleges I'm thinking about'. There is also a 'resources' section with a link to 'x2VOL' and a 'links' section with a link to 'fcps resources'. The main content area features a 'what's new' section with three email notifications. Below this is a 'Welcome Message' section. In the bottom right corner, there is a 'document library' link, which is highlighted by a red arrow. There is also a 'contact us' link and a 'Get the mobile app! Naviance Student' banner.

Letters of Recommendation-Cont'd

Teacher Letter or Counselor Letter?

- Check College Website for requirements
- Give your recommender **AT LEAST 15** school days to complete your letter
 - Can ask teachers now!

(Write a thank you note to the teacher!)

College Application Types

- **School Based** application—specific to that school
- **Common Application**—group of colleges that have joined to create 1 common application. Some schools still require school specific supplemental information
- **Coalition Application**—group of colleges that have joined to create common application process.
 - Students create a “Locker” to store documents
 - Students decide which documents to share with each school

****Get a head start--look at applications now!**

Admission Options

DEFINITIONS OF ADMISSION OPTIONS IN HIGHER EDUCATION



STUDENTS: WHICH COLLEGE ADMISSION PROCESS BEST SUITS YOU?

Non-Restrictive Application Plans

Regular Decision

DEFINITION:

Students submit an application by a specified date and receive a decision in a clearly stated period of time.

COMMITMENT:

NON-BINDING

Rolling Admission

DEFINITION:

Institutions review applications as they are submitted and render admission decisions throughout the admission cycle.

COMMITMENT:

NON-BINDING

Early Action (EA)

DEFINITION:

Students apply early and receive a decision well in advance of the institution's regular response date.

COMMITMENT:

NON-BINDING

Restrictive Application Plans

Early Decision (ED)

DEFINITION:

Students make a commitment to a first-choice institution where, if admitted they definitely will enroll. The application deadline and decision deadline occur early.

COMMITMENT:

BINDING

Restrictive Early Action (REA)

DEFINITION:

Students apply to an institution of preference and receive a decision early. They may be restricted from applying ED or EA or REA to other institutions. If offered enrollment, they have until May 1 to confirm.

COMMITMENT:

NON-BINDING

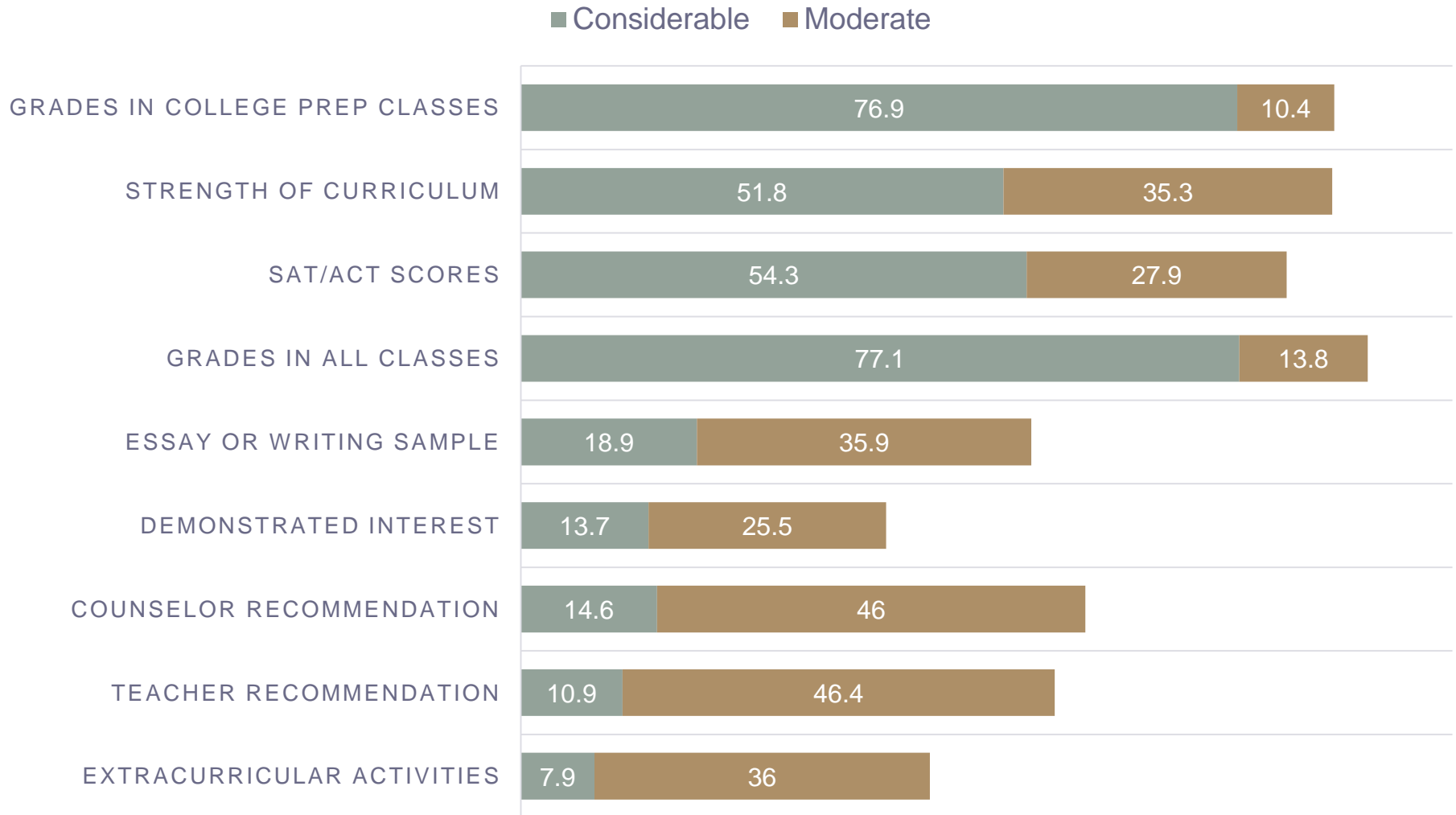
Students are not restricted from applying to other institutions and have until May 1 to consider their options and confirm enrollment.

Students are responsible for determining and following restrictions.

Current Admissions Trends

National Association for College Admissions Counseling

WHAT ARE COLLEGES LOOKING FOR?



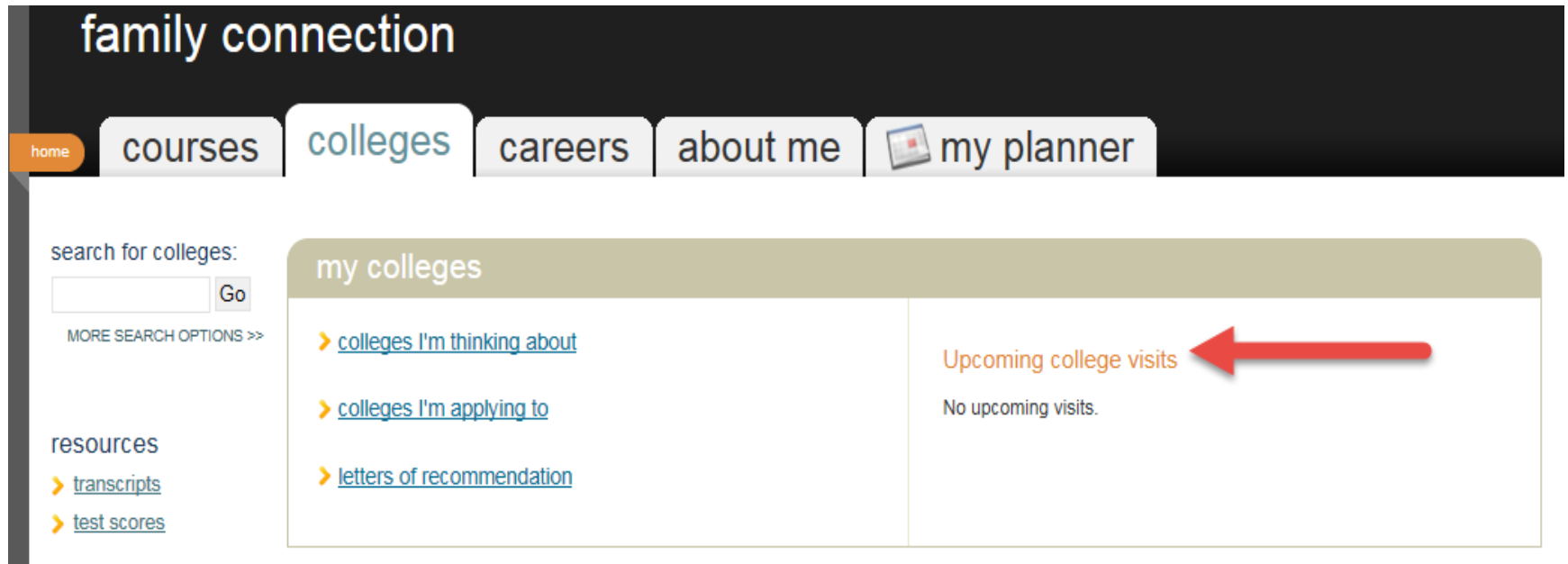
College Visit

Find out if the college's academic program offerings are what you want

- Research each college
- Take an official campus tour and information session
- Sit in on a class, visit the dining hall, bookstore and other campus facilities.
- Walk or drive around the community surrounding the campus

College Visit--Continued

- Colleges invited to visit CVHS
- Listen to announcements, read CC newsletter or check Family Connection
- **Sign up for visits in FC, print pass & have teacher sign**



The screenshot shows the 'family connection' website interface. At the top, there is a navigation bar with tabs for 'home', 'courses', 'colleges', 'careers', 'about me', and 'my planner'. The 'colleges' tab is currently selected. Below the navigation bar, there is a search box for colleges with a 'Go' button and a link to 'MORE SEARCH OPTIONS >>'. On the left side, there is a 'resources' section with links to 'transcripts' and 'test scores'. The main content area is titled 'my colleges' and contains three links: '> colleges I'm thinking about', '> colleges I'm applying to', and '> letters of recommendation'. On the right side of this section, there is a box titled 'Upcoming college visits' with a red arrow pointing to it from the right. Below this title, it says 'No upcoming visits.'

- **Fall College Fair—October 14, 2018 at Fair Oaks Mall**
- Take notes, keep track of your thoughts after visits!
- Send a thank you note to any representative you meet

Financial Aid/Scholarships

- Merit Based or Need Based
- Watch individual school deadlines—some schools have different application deadlines if applying for scholarships!
- Scholarships posted on Family Connection site
- No limit to how many scholarships you can earn!

- **FAFSA**—Free Application for Federal Student Aid
- Everyone should apply!
- **Can start application on October 1**

Homework:

- Complete the Student & Parent/Guardian Input Questionnaire and Resume and turn them into your counselor by **September 14, 2018**
- Research and decide on your post-secondary plans. Remember this is YOUR JOURNEY!
- If applying to colleges, start looking at applications, think about who will write your letters of recommendation, and start your essay
- Enjoy your summer! Graduation will be here before you know it!