

# Directions for Entering Course Requests in SIS StudentVUE

*(You must use a computer to enter Course Requests. You cannot use your phone.)*





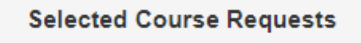
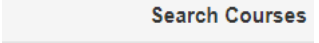






- Course requests will not be finalized until the day of your Academic Advising meeting with your counselor.
- Any changes to course selections after your meeting must be made through your counselor by March 10, 2023

**Download the Course Selection Sheet with Course ID numbers on the CVHS Academic Advising Site:**

<https://centrevillehs.fcps.edu/index.php/rising-10-11-12-grade-information>

**Do NOT hit enter at any time during this process. Follow the directions below.**

<p><b>Log on to SIS StudentVUE</b></p>	<p><a href="http://sisstudent.fcps.edu">http://sisstudent.fcps.edu</a> Enter Username (student ID) &amp; Password</p>
<p><b>Course Requests</b> <u>Search for Courses by Course ID number only. Use the whole Course ID number to make sure you enter the correct course.</u></p> <p>In this section, you will enter your course requests (7 credits total). <i>Note: Some elective classes are 2 credits.</i></p>	<p><b>Use your mouse pointer and keyboard to enter Course Requests. Do Not Use the 'Enter' key or it will lock your Course Requests.</b></p> <ol style="list-style-type: none"> <li>1. On the left side bar, select  <b>Course Request</b></li> <li>2. To enter course requests: </li> <li>3. Search for each course using Course ID. </li> <li>4. Select the Course you wish to request. </li> <li>5. All Course Requests will be listed at the top of the screen. </li> </ol>
<p><b>Alternate Elective Requests</b> <u>Search for Courses by Course ID only.</u></p> <p>All students must select <b>at least 2</b> alternate electives.</p> <p>Enter your Alternate Electives in the order you would want them.</p> <p>(For example – if your first-choice alternate is Creative Writing, make sure it has a 1 next to it.)</p>	<ol style="list-style-type: none"> <li>1. Search for each Alternate Course using Course ID <u>in the order of preference.</u> </li> <li>2. Select  <b>+ Add Request</b>  <b>* Add Alternate</b> to the Course you want to request as an alternative.</li> <li>3. Alternate Course Requests will be listed at the top of the screen. </li> <li>4. Be sure your alternate courses are listed in order of preference. </li> </ol>
<p><b>Your completed requests should include 7 credits and at least 2 alternate electives</b></p>	<p><b>Things to Consider:</b></p> <ul style="list-style-type: none"> <li>• Standard or Advanced Diploma Requirements</li> <li>• 4 Core Classes (English, Social Studies, Math, &amp; Science)</li> <li>• Standard, Honors, AP or Dual Enrolled</li> <li>• Completion of 9th and 10th Grade Health &amp; PE Classes are Mandatory</li> <li>• Completion of Economics/Personal Finance is Mandatory</li> <li>• World Language</li> <li>• Electives</li> </ul>

Resources and More Information	CVHS Website: <a href="https://centrevillehs.fcps.edu/index.php/rising-10-11-12-grade-information">https://centrevillehs.fcps.edu/index.php/rising-10-11-12-grade-information</a>
--------------------------------	--

**TYPICAL SCHEDULE**

<u>Grade 10</u>	<u>Grade 11</u>	<u>Grade 12</u>
English 10	English 11	English 12
World 2 or Elective	US/VA History	US/VA Government
Math	Math	Math
Science	Science	Science or Elective
PE 10	EPF or Elective	EPF or Elective
World Language or Elective	World Language or Elective	World Language or Elective
Elective	Elective	Elective

**Academic Advising Schedule**

You will meet with your school counselor for individual academic advising and finalize course selections.

**Rising Seniors:**

Individual advising meetings: January 30-February 6 during US/VA History classes

**Rising Juniors:**

Individual advising meetings: February 9-16 during English 10 classes

**Rising Sophomores:**

Individual advising meetings: February 22-March 1 during PE 9 classes